

Features & Benefits of Power BI

Turn Insights into Action

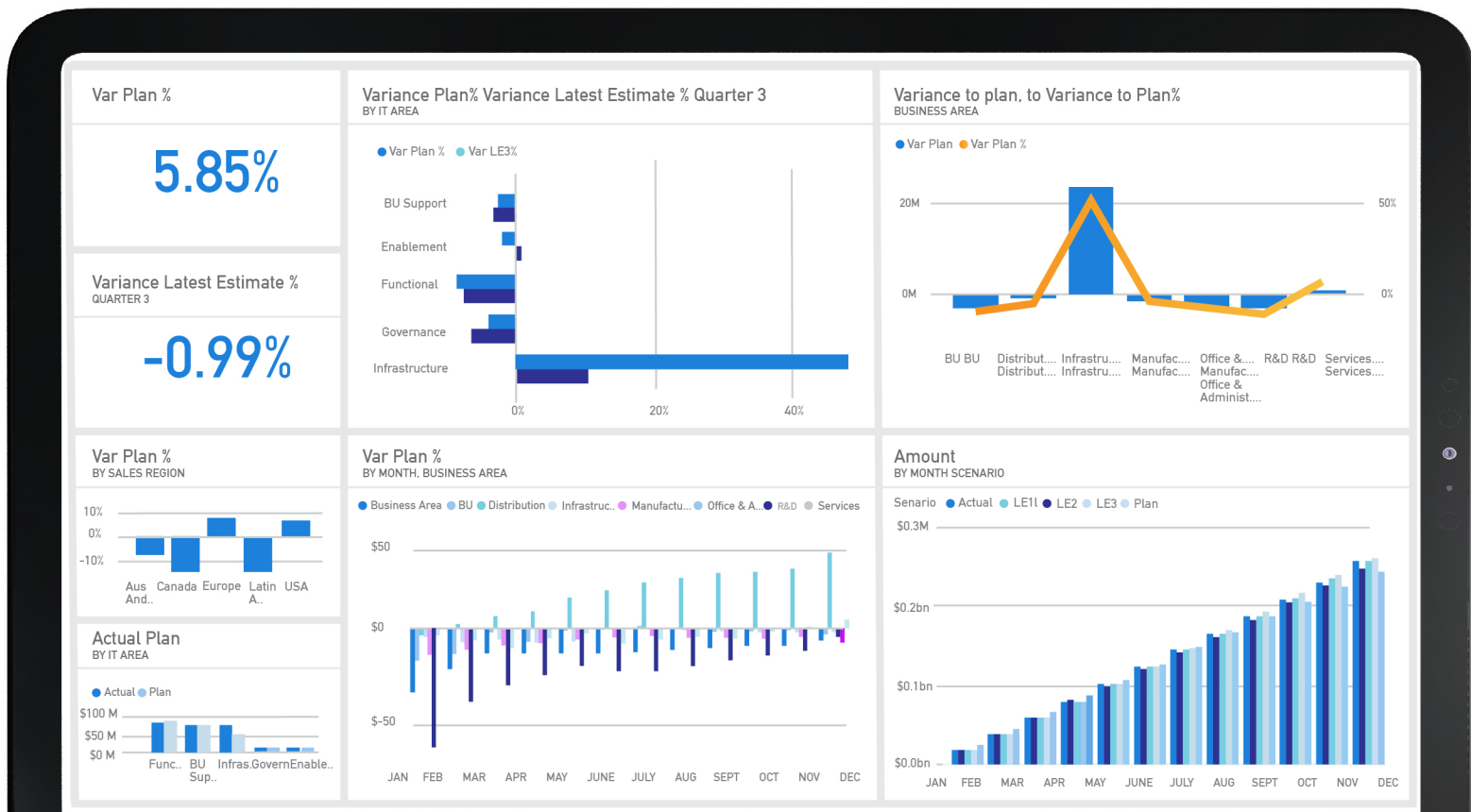


CLARK SCHAEFER HACKETT
BUSINESS ADVISORS

Data Visualization Capabilities are Vast

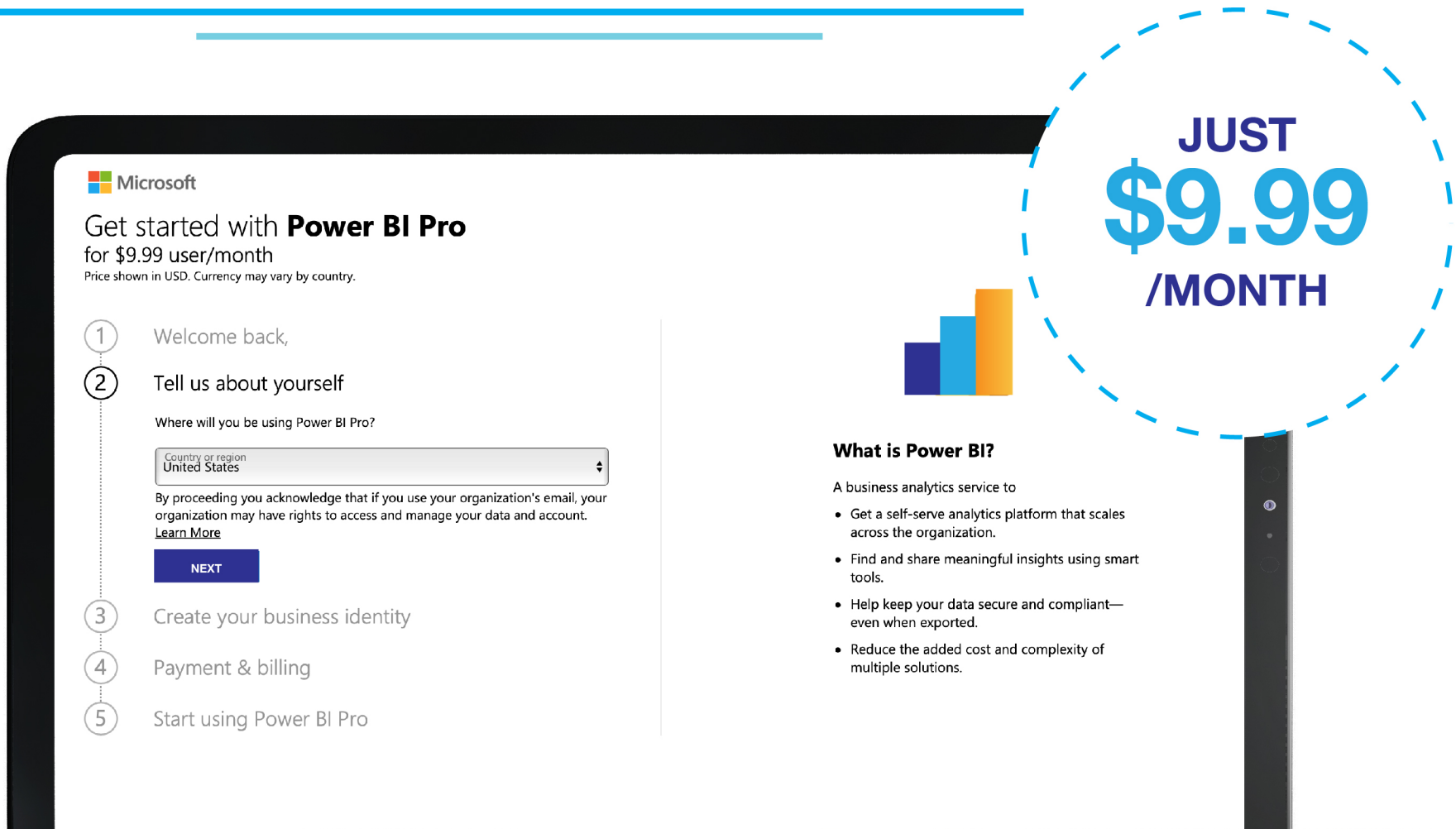
Businesses generate an endless stream of data. Costs, sales revenue, marketing performance, customer interactions, inventory levels, production metrics, and staffing levels are some of the KPIs that must be constantly monitored. But with so much data to sift through, it can be difficult to see the story it tells.

Power BI's data visualization capabilities help you transform granular data into easily understood, visually compelling—and useful—business information. It is a powerful and flexible tool for connecting with and analyzing a wide variety of data, transforming that data into stunning visuals and putting you on a path to enhanced decision making.



Power BI is Affordable

One of the greatest things about Power BI is its unmatched affordability. Because it is subscription-based, the upfront costs are minimal. It does not require buying licenses or support, and many users can benefit from the free version, which allows them to subscribe and build their own dashboards. For a nominal upgrade (around \$10 per month), the Pro version allows you to collaborate with your colleagues. For a larger audience, Power BI has a premium option which allows you to customize costs based on usage.



The image shows a screenshot of the Microsoft Power BI Pro sign-up page. On the right side, a large dashed blue circle highlights the price: **JUST \$9.99 /MONTH**. To the left of this circle is a small bar chart with three bars in blue, light blue, and orange. The sign-up page itself features the Microsoft logo at the top left, followed by the heading "Get started with **Power BI Pro** for \$9.99 user/month" and a note "Price shown in USD. Currency may vary by country." Below this is a progress indicator with five steps: 1. Welcome back, 2. Tell us about yourself (the current step), 3. Create your business identity, 4. Payment & billing, and 5. Start using Power BI Pro. Under step 2, there is a form field for "Country or region" with "United States" selected, a "NEXT" button, and a disclaimer: "By proceeding you acknowledge that if you use your organization's email, your organization may have rights to access and manage your data and account. [Learn More](#)". To the right of the sign-up page, under the heading "What is Power BI?", there is a definition: "A business analytics service to" followed by a bulleted list of benefits.

Microsoft

Get started with **Power BI Pro**

for \$9.99 user/month

Price shown in USD. Currency may vary by country.

- 1 Welcome back,
- 2 Tell us about yourself
- 3 Create your business identity
- 4 Payment & billing
- 5 Start using Power BI Pro

Where will you be using Power BI Pro?

Country or region
United States

By proceeding you acknowledge that if you use your organization's email, your organization may have rights to access and manage your data and account. [Learn More](#)

NEXT

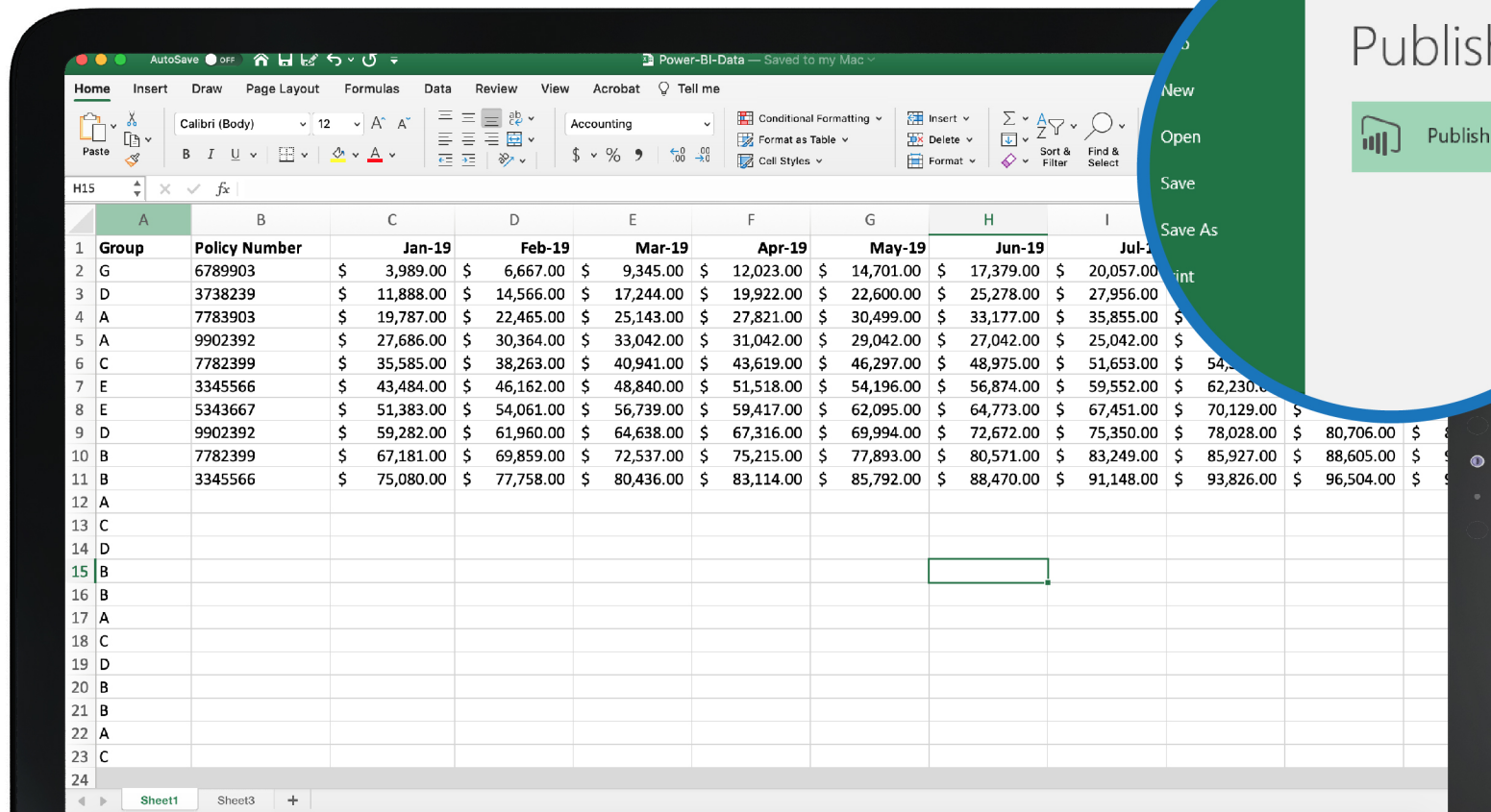
What is Power BI?

A business analytics service to

- Get a self-serve analytics platform that scales across the organization.
- Find and share meaningful insights using smart tools.
- Help keep your data secure and compliant—even when exported.
- Reduce the added cost and complexity of multiple solutions.

Unparalleled Excel Integration

Excel users love Power BI because it provides powerful new capabilities using skills that they already have. Excel queries, data models, and reports are easily connected to Power BI Dashboards—helping to quickly gather, analyze, publish, and share Excel business data in new ways. By transferring current Excel queries, data models, and reports to Power BI you'll have stunning interactive dashboards in no time - all without learning a new application or language.



Features & Benefits

Requires Less from Your IT Team

With Power BI, implementation is relatively easy. You won't need as much from your IT resources to begin using the platform. Sometimes there are instances where no engineering is required at all. A qualified consultant can help you determine what fits your business best.

Customizable

One of the best features of Power BI is the robust dashboards customized to your exact needs. Looking for up to the minute sales data? Curious about inventory levels at 9pm on Saturday night? Power BI can be personalized to show you the information you need when you need it. Additionally, you can easily embed your dashboards and reports in other applications to provide a seamless user experience.

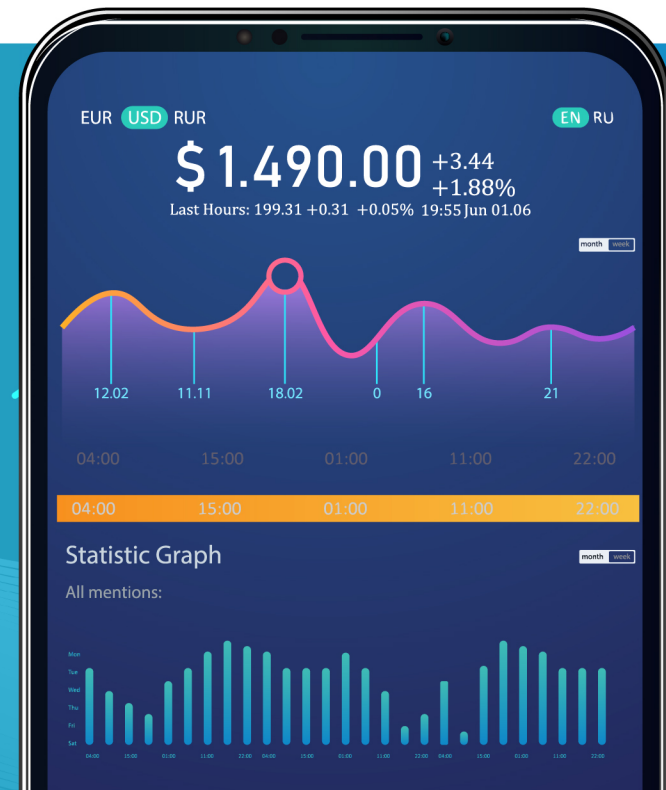
Interactive

With Power BI you can ask questions and get answers about your data. The platform incorporates natural language search to allow users to create visualizations and discover insights using search terms in plain English, without the need for code. Using the Q&A feature, you can explore more specific insights by double clicking an empty part of your report canvas and using the 'Ask a Question' box to ask data-specific questions like "what were the sales for [region] by quarter."

Fast

Power BI operates in a cloud environment, which means you can access your data quickly. Using this tool, memory and speed constraints won't be a problem.

- ✓ Fast
- ✓ Interactive
- ✓ Customizable
- ✓ Efficient



Features & Benefits

Keeps You Up to Date

Power BI allows you to access the right data instantly when you open your dashboard – without having to take any additional action. With Power BI, you can automatically implement data-refresh capabilities at any frequency you choose. This makes it easy to publish reports leveraging the latest information.

Integrates Seamlessly

Power BI integrates easily with your existing business environment, allowing you to quickly adopt analytics and reporting capabilities. Microsoft Azure consultants can also help you in leveraging this intuitive tool to embed interactive visuals in your applications easily.

Compliant

With Power BI you can manage security and user access within the same interface. This allows you to implement data governance and security measures without other tools.

Accessible Across Platforms & Devices

With Power BI, you can view reports across multiple platforms and on most mobile devices. Whether you're working from your laptop, or out in the field you have access to the real-time data you need to make quick decisions. Wherever you have access to the internet, you'll be able to view your reports instantly.

- ✓ Seamless
- ✓ Compliant
- ✓ Accessible
- ✓ Easy



Power BI is Cloud-Based

When it comes to Power BI, the options are limitless. As a cloud-based platform, there are no memory or speed constraints, ensuring data is quickly retrieved and analyzed. The cloud also provides added data security. Additionally, Power BI provides agile inquiry and analysis without the need for specialized technical support.



RELIABLE



SECURE



AGILE



Power BI

Take Your Organization to the Next Level with Data-Driven Decisions.

Empower your teams with a highly flexible, cost-effective tool

Talk to a consultant

Dashboards for every team.

Accounting & finance
Management
Sales & marketing
Human resources

Operation
Customer service
Purchasing & procurement
Strategic planning

Power BI Solutions

Report automation
Connect multiple data sources
Eliminate manual spreadsheets
Decrease errors
Ensure data compliance
Manage access to data & reports
Identify trends & patterns
Keep data secure

CSH Data Optimization Services

Advanced & predictive analytics
Data integration & cultivating
Data strategy & consulting
Data visualization & dashboards
Analysis & process automation
Microsoft Power BI implementation
Customization & enhancement
Support & maintenance



CLARK SCHAEFER HACKETT
BUSINESS ADVISORS